



# Shipping Method for nopCommerce

Plugin Documentation

# Australia Post Shipping Plugin for nopCommerce

## Plugin Documentation

### Contents

Australia Post – Shipping Plugin.....	3
Store View – Estimate Shipping .....	3
Store View – Checkout Options .....	3
Checkout Attributes .....	4
Administration .....	5
Installing the Plugin.....	5
Multistore Configuration .....	5
Configure Settings.....	5
Australia Post Configuration .....	5
Additional Handling Charge .....	6
Install Checkout Attributes .....	6
Restricted Product Mode.....	6
Restricted Product Tags .....	6
Display Lowest Cost .....	6
Ignore Services .....	6
Option Find, Option Replace, Optional Prefix (normally "Australia Post - ") .....	6
System API and Warehouse API Settings.....	7
Australia Post API Key .....	7
Purchased Licence Keys .....	7
Warehouse API Settings.....	7
Test Configuration.....	7
Display Lowest Cost .....	8
Checkout Attributes .....	8
Defining Products.....	9
Access Control.....	9
Shipping Rate Computation Methods.....	10
Shipping Settings.....	10
Measures.....	11
All settings.....	11
Contact Us .....	12
Appendix One.....	13
API Return Values.....	13

## Australia Post – Shipping Plugin

The nopCommerce systems allows the installation and setup of Shipping Plugins which can be used to automatically calculate the shipping costs associated with the sale and delivery of particular products.

### Store View – Estimate Shipping

When a product that requires shipping is added to the cart then the Estimate Shipping function can be used. The cost to send a package via Australia Post can be estimated.

#### Estimate shipping

Enter your destination to get a shipping estimate.

Country:  \*

State / province:

Zip / postal code:  \*

**ESTIMATE SHIPPING**

Based on the Dispatch Location for the goods which is setup in the shipping configuration

The user can enter the Destination shipping location and click the Estimate Shipping button.

Depending on the configuration setup a number of shipping options will be displayed.

The cost is calculated using the standard formulas based on the Weight, Height, Width and Depth of the package.

– Refer to Define Products below

**Australia Post - Express Post Small Package (\$11.95)**

**Australia Post - Regular Post Small Package (\$8.95)**

### Store View – Checkout Options

As part of the checkout process the user will be presented with a number of options for selecting the shipping.

## Checkout

1	Billing address
2	Shipping address
3	Shipping method

☒ Australia Post - Express Post Small Package (\$11.95)

☐ Australia Post - Regular Post Small Package (\$8.95)

[Back](#)

**CONTINUE**

The user can select the desired shipping option being either Regular or Express Post

## Checkout Attributes

The plugin configuration has the option to set up a number of Checkout attributes associated with Australia Post shipping. These are

- Extra Cover Insurance
- Signature on Delivery
- Email Track Advice

The attributes will then be displayed in the checkout as follows. The user can then decide to select the desired option:

**Extra Cover Insurance** - If you'd like extra peace of mind when sending an item, you can add Extra Cover. It provides loss or damage cover up to the specified value of your item (from \$100 up to \$5,000) while it's being carried by Australia Post. \*

Not Required ▼

Not Required

\$100

\$200 [+\$2.50]

\$500 [+\$10.00]

\$1000 [+\$22.50]

\$2500 [+\$60.00]

\$5000 [+\$122.50]

**Signature on Delivery** - Want to know your item has been delivered and signed for? Signature on Delivery captures a signature of the recipient once the item has been delivered. \*

Not Required ▼

Not Required

Yes Add [+\$2.95]

**Email Track Advice** - Provides the recipient of the parcel with email updates about the progress of their parcel through its delivery journey. \*


Not Required ▼

Not Required

Yes Add

The options selected and additional costs are then displayed in the shopping cart and added to the final cost to purchase.

## Shopping cart

Remove	SKU	Image	Product(s)	Price	Qty.	Total
<input type="checkbox"/>	WM_OVR_TS		Oversized Women T-Shirt	\$24.00	<input type="text" value="1"/>	\$24.00

Update shopping cart

Continue shopping

Gift wrapping \*

No ▼

Gift wrapping: No  
Extra Cover Insurance: \$100  
Signature on Delivery: Yes Add [+\$2.95]  
Email Track Advice: Yes Add

**Extra Cover Insurance** - If you'd like extra peace of mind when sending an item, you can add Extra Cover. It provides loss or damage cover up to the specified value of your item (from \$100 up to \$5,000) while it's being carried by Australia Post. \*

## Administration

The backend Administration has several pages for managing the setup of Shipping using the Australia Post plugin. The setup created by the standard install can be changed using the following functions detailed below:

### Installing the Plugin

The zip package supplied can be uploaded and installed using the “Upload plugin or theme” button on the Configuration > plugins page.

Refer to Then the installation of the plugin follows the standard nopCommerce procedure.

See <https://docs.nopcommerce.com/user-guide/configuring/system/plugins.html>

Alternatively, you can manually install the plugin:

1. Copy the Plugin to the correct directory
2. Restart the Application – Click the Icon in the top

Once installed the you can configure the plugin.

### Multistore Configuration

The plugin supports multistore configurations. Select All Stores to setup the settings for All Stores or alternatively select the store and customise the settings for the particular store.

### Configure Settings

The settings for the plugin can be set using the configure page. To setup the plugin or define the options open the config page in the Menu then click the required function checkbox. After entering the settings click **Save**.

There are two tabs to select the confuration options

- Australia Post Configuration
- System API and Warehouse API Settings

### Australia Post Configuration

#### Configure - Australia Post [back to shipping rate computation method list](#)

Australia Post Configuration

System API and Warehouse API Settings

Additional handling charge [?](#) 0.0000 [▲](#) [▼](#)

Install Checkout Attributes [?](#) ☒

Restricted Product Mode [?](#) ☒

Restricted Product Tags [?](#) fire extinguisher [×](#)

Display Lowest Cost [?](#) ☒

Ignore Services [?](#) Australia Post - Regular Post Parcel [×](#)

The following fields can be used to customise the naming of the option displayed to the user.

To replace the prefix edit the value in the Shipping Option Prefix box. To make it blank and remove the prefix enter \*

To replace text in the Shipping Options enter the value to replace in the 'Option Find' field and the enter the text that that will replace it in the 'Option Replace' field. To replace it with blank text enter \*

Optional Header [?](#) Australia Post -

Option Find [?](#) Post

Option Replace [?](#) Post

Default Delivery Days [?](#) 3 [▲](#) [▼](#)

Save

## Additional Handling Charge

You can enter an additional fee that is added to the base charges received from Australia Post. This fee will be automatically added to all shipping options displayed.

## Install Checkout Attributes

To enable the shipping attributes (as Checkout attributes) click on the Install Checkout Attributes checkbox. Refer to Checkout Attributes below

## Restricted Product Mode

When this mode is selected then products which have a **Restricted Product Tag** assigned will not use the Australia Post shipping method to calculate a shipping estimate.

## Restricted Product Tags

A list of the restricted product tags which are checked

## Display Lowest Cost

If this option is selected then only the lowest costs options for Express and Regular shipping is displayed.

Note: If more that two options are displayed then you need to check the System Log to find out which method is not defined in the Ignore Services list

## Ignore Services

When a query is set to the Australia Post website it will return data detailing the types of services to send packages based on the dimensions and weight of the package.

- A full list of service available are displayed in the Ignore Services multiselector.
- Click on the services that are to be ignored, which means they will not be displayed as options for the customer to select in the front-end functions.

## Option Find, Option Replace, Optional Prefix (normally "Australia Post - ')

These fields can be used to customise the naming of the option(s) displayed to the user.

To replace the prefix (normally "Australia Post – ") edit the value in the Option Prefix box. To make it blank and remove the prefix enter \*

To replace text in the option enter the value to replace in the 'Option Find' field and the enter the text that that will replace it in the 'Option Replace' field. To replace it with nothing text enter \*

For example, using these settings

The following fields can be used to customise the naming of the option displayed to the user.  
To replace the prefix edit the value in the Option Prefix box. To make it blank and remove the prefix enter \*  
To replace text in the option enter the value to replace in the 'Option Find' field and the enter the text that that will replace it in the 'Option Replace' field. To replace it with blank text enter \*

Optional Header (normally "Australia Post - ") ?	*
Option Find ?	Post
Option Replace ?	*

## Changes the return options of

Australia Post - Regular Post Parcel  
Australia Post - Express Post Parcel

to

Regular Parcel  
Express Parcel

## System API and Warehouse API Settings

Configure - Australia Post

back to shipping rate computation method list

Australia Post Configuration

System API and Warehouse API Settings

Enter the following settings for your Australia Post Configuration

Public Key ?

bf9b0000-0616-08da-0000-000000000000

Private Key ?

L+C6eflmwqOO3eCyiNiAHlpbl+0F+OwUxWbzjk+28pRye61GW+piBbRXaz

Australia Post API Key ?

68f5321f412-f31383f-4c1c-abc0-f342112123379600e6

Warehouse Api Settings

Warehouse Warehouse 1 (New York)

Australia Post API Key ?

API Test Result ?

Not tested

Warehouse Warehouse 2 (Los Angeles)

Australia Post API Key ?

API Test Result ?

Not tested

Test Configuration

Save

### Australia Post API Key

The API key can be obtained by registering for an account to do “API access to PAC and Postcode Search”

- See <https://developers.auspost.com.au/apis>
- Refer to Postage Assessment Calculator
  - See <https://developers.auspost.com.au/apis/pacpcs-registration>

Enter your API Key you obtain after registering

### Purchased Licence Keys

When you first install the plugin Demonstration keys will be automatically generated. The plugin can be operated in demo mode for 14 days.

The purchase licence keys will be provided via email normally within 1 day after purchase. The purchase licence keys can then be entered as follows:

#### Public Key

This is the plugin licence public key provided. When you first install the plugin a Demonstration key will be saved. Change this value to the Public key supplied in the email when received.

#### Private Key

This is the plugin licence public key provided. When you first install the plugin a Demonstration key will be saved. Change this value to the Private key supplied in the email when received.

### Warehouse API Settings

If you operate multiple warehouses and you have multiple API Keys which are different for each warehouse then enter the keys. Note: you do not need to enter keys for each warehouse unless they are different to the default API Key enter above

### Test Configuration

Note: This button has no function at present

Select Systems International

Page | 7



## Display Lowest Cost

If you select this option the plugin will search and find all package shipping options and then select the lowest cost option for both Regular and Express post. Only these options will be displayed to the customer.

### Estimate shipping

Enter your destination to get a shipping estimate

Country:  \*

State / province:

Zip / postal code:  \*

ESTIMATE SHIPPING

Australia Post - Express Post Parcel (\$19.35)

Australia Post - Express Post Small (500G) Satchel (\$12.20)

Australia Post - Express Post Small Satchel (\$12.20)

Australia Post - Express Post Small Package (\$11.95)

Australia Post - Regular Post Parcel (\$15.35)

Australia Post - Regular Post Small (500G) Satchel (\$9.20)

Australia Post - Regular Post Small Satchel (\$9.20)

Australia Post - Regular Post Small Package (\$8.95)

The following two screen shots show the two options:

Estimate shipping without Display Lowest Cost not selected and

Estimate shipping without Display Lowest Cost selected and

### Estimate shipping

Enter your destination to get a shipping estimate

Country:  \*

State / province:

Zip / postal code:  \*

ESTIMATE SHIPPING

Australia Post - Express Post Small Package (\$11.95)

Australia Post - Regular Post Small Package (\$8.95)

## Checkout Attributes

When enabled the following options will then be displayed in the checkout

**Extra Cover Insurance** - If you'd like extra peace of mind when sending an item, you can add Extra Cover. It provides loss or damage cover up to the specified value of your item (from \$100 up to \$5,000) while it's being carried by Australia Post. \*

Not Required ▼

**Signature on Delivery** - Want to know your item has been delivered and signed for? Signature on Delivery captures a signature of the recipient once the item has been delivered. \*

Not Required ▼

**Email Track Advice** - Provides the recipient of the parcel with email updates about the progress of their parcel through its delivery journey. \*

Not Required ▼

If the detailed setup provided by the standard install needs to be changed this can be done using the admin function

Catalog → Attributes → Checkout attributes



## Checkout attributes

[+ Add new](#)

Checkout attributes are displayed on the shopping cart page and provide the opportunity to offer more services to customers, i.e. gift wrapping, before placing the order.

Name	Control type	Required	Display order	Edit
Gift wrapping	Drop-down list	✓	1	<a href="#">Edit</a>
Extra Cover Insurance	Drop-down list	✓	1	<a href="#">Edit</a>
Signature on Delivery	Drop-down list	✓	2	<a href="#">Edit</a>
Email Track Advice	Drop-down list	✓	3	<a href="#">Edit</a>

Refer to

<https://docs.nopcommerce.com/user-guide/running/product-management/attributes/checkout-attributes.html>

## Defining Products

When setting up Products you can define the Shipping details that will be used to calculate the shipping cost

General information

Product name

Oversized Women T-Shirt

Short description

Full description

File Edit Insert View Format

Table Tools

Font Family Font Sizes

**B** *I* A A

This oversized women t-Shirt needs minimum ironing.  
It is a great product at a great value!

Inventory

Inventory method

Track inventory

Stock quantity

10000

Shipping

Shipping enabled

☒

Weight

4.0000

lb(s)

Length

3.0000

inch(es)

Width

3.0000

inch(es)

Height

3.0000

inch(es)

To enable shipping for a product, click the Shipping enabled checkbox.

Then enter the estimated or exact weight, length, width and height of package for the item to be shipped.

## Access Control

Before you can access the configure menu options you need to setup access control to manage access to configure the Plugin

Go to Configuration > Access Control List

Select the Manage Plugins in the desired Customer role to enable access to configure the plugin.

## Access control list

Save

Access control list is a list of permissions attached to customer roles. This list specifies the access rights of users to objects. Learn more about [access control list](#)

Permission name	<input checked="" type="checkbox"/> Administrators	<input type="checkbox"/> Forum Moderators	<input type="checkbox"/> Guests	<input type="checkbox"/> Registered	<input type="checkbox"/> Vendors
Admin area, Manage Plugins	<input checked="" type="checkbox"/>	<input type="checkbox"/>	<input type="checkbox"/>	<input type="checkbox"/>	<input type="checkbox"/>

## Shipping Rate Computation Methods

Once the Plugin is installed it will be displayed in the Shipping Rate Computation page. To enable the Australia Post shipping option, edit the option and activate it.

Search

Dashboard

Catalog

Sales

Customers

Promotions

Content management

Configuration

Settings

Email accounts

Stores

Countries

Languages

Currencies

Payment



Tax

Shipping

Shipping providers

Shipping rate computation methods (providers)

You can download more plugins in our [marketplace](#)

Friendly name	System name	Logo	Display order	Is active	Configure	Edit
Australia Post	Shipping.AustraliaPost		1	<input checked="" type="checkbox"/>	<a href="#">Configure</a>	<a href="#">Edit</a>
Manual (Fixed or By Weight)	Shipping.FixedOrByWeight		1	<input checked="" type="checkbox"/>	<a href="#">Configure</a>	<a href="#">Edit</a>

## Shipping Settings

There are various settings which control the operation of the Shipping Rate Computation.

Shipping settings

Tax settings

Catalog settings

Shopping cart settings

Reward points

Vendor settings

Blog settings

News settings

Forum settings

Media settings

All settings (advanced)

Email accounts

Stores

Countries

Languages

Currencies

Payment

Tax

Shipping

Access control list

Widgets

External authentication

Display shipment events (customers) ☐

Display shipment events (store owner) ☐

Checkout

Estimate shipping enabled ☒

Hide shipping total if shipping is not required ☐

Ship to the same address ☒

Bypass shipping method page if there's only one ☐

Shipping origin

Country

State / province

City

Address 1

Zip / postal code

Refer to <https://docs.nopcommerce.com/user-guide/configuring/settingup/shipping/index.html>

## Measures

The plugin requires that the following setup in Measures

See <https://docs.nopcommerce.com/en/getting-started/configure-shipping/advanced-configuration/measures.html>

1. Mark meter(s) as the Primary dimension and ensure Ratio to primary dimensions is set as 1
2. Adjust millimetres(s) and ensure Ratio to primary dimension is set at 1000
3. Mark kg(s) as the Primary Weight and ensure Ratio to primary dimensions is set as 1
4. Adjust grams(s) and ensure Ratio to primary weight is set at 1000

Dimensions							
Name	System keyword	Ratio to primary dimension	Display order	Is primary dimension	Mark as primary dimension	Edit	Delete
inch(es)	inches	1	1	✗	Mark as primary dimension	Edit	Delete
feet	feet	0.08333333	2	✗	Mark as primary dimension	Edit	Delete
meter(s)	meters	1	3	✓	Mark as primary dimension	Edit	Delete
millimetre(s)	millimetres	1000	4	✗	Mark as primary dimension	Edit	Delete

Weights							
Name	System keyword	Ratio to primary weight	Display order	Is primary weight	Mark as primary weight	Edit	Delete
ounce(s)	ounce	16	1	✗	Mark as primary weight	Edit	Delete
lb(s)	lb	1	2	✗	Mark as primary weight	Edit	Delete
kg(s)	kg	1	3	✓	Mark as primary weight	Edit	Delete
gram(s)	grams	1000	4	✗	Mark as primary weight	Edit	Delete

## All settings

All settings for the plugin can be edited using the All Settings Editor

Configuration → Settings → All Settings

Setting name	Value	Store	Edit	Delete
australiapostsettings.additionalhandlingcharge	0.0000	All stores	Edit	Delete
australiapostsettings.apikey	Enter your API Key	All stores	Edit	Delete
australiapostsettings.availableignoreservices	Australia Post - Regular Post Parcel,Australia Post - Regular Post Small (500G) Satchel,Australia Post - Regular Post Small Satchel,Australia Post - Regular Post Small Package,Australia Post - Regular Post Medium (3Kg) Satchel,Australia Post - Regular Post Large (5Kg) Satchel,Australia Post - Regular Post Extra Large Satchel,Australia Post - Regular Post Extra Large Package,Australia Post - Express Post Parcel,Australia Post - Express Post Small (500G) Satchel,Australia Post - Express Post Small Satchel,Australia Post - Express Post Small Package,Australia Post - Express Post Medium (3Kg) Satchel,Australia Post - Express Post Large (5Kg) Satchel,Australia Post - Express Post Extra Large Satchel,Australia Post - Express Post Extra Large Package	All stores	Edit	Delete
australiapostsettings.displaylowestcost	True	All stores	Edit	Delete
australiapostsettings.ignoreservices	Australia Post - Regular Post Medium (3Kg) Satchel,Australia Post - Express Post Medium (3Kg) Satchel	All stores	Edit	Delete
australiapostsettings.installcheckoutattributes	True	All stores	Edit	Delete

1

Show 15 items

1-6 of 6 items

**AvailableIgnoreServices** is a list of service that are displayed in the multiselect on the configuration page.

Over time new services may be introduced by Australia Post. If you find these services being displayed in the front end to the customer and you wish to be able to ignore them then edit this setting and add the new service at the end of the list.

**IgnoreServices** is a list of service that have been ignored and will not be displayed when search of available postage options using the front-end functionality.

**Note:** The items are comma separated - do not change this formatting or it will cause an error

## Contact Us

If you have any more questions or would like to make suggestions on how to make the plugin operations more functional please email: [sales@selectsystems.com.au](mailto:sales@selectsystems.com.au)

## Appendix One

### API Return Values

*Small Shipping Size (API JSON string return value)*

- ▲ [0]
  - code: "AUS\_PARCEL\_EXPRESS"
  - name: "Express Post"
  - price: "15.70"
  - max\_extra\_cover: 500
  - options
- ▲ [1]
  - code: "AUS\_PARCEL\_EXPRESS\_SATCHEL\_500G"
  - name: "Express Post Small Satchel"
  - price: "12.20"
  - max\_extra\_cover: 500
  - options
- ▲ [2]
  - code: "AUS\_PARCEL\_EXPRESS\_SATCHEL\_SMALL"
  - name: "Small"
  - price: "12.20"
  - max\_extra\_cover: 500
  - options
- ▲ [3]
  - code: "AUS\_PARCEL\_EXPRESS\_PACKAGE\_SMALL"
  - name: "Small"
  - price: "11.95"
  - max\_extra\_cover: 500
  - options
- ▲ [4]
  - code: "AUS\_PARCEL\_REGULAR"
  - name: "Parcel Post"
  - price: "12.20"
  - max\_extra\_cover: 500
  - options
- ▲ [5]
  - code: "AUS\_PARCEL\_REGULAR\_SATCHEL\_500G"
  - name: "Parcel Post Small Satchel"
  - price: "9.20"
  - max\_extra\_cover: 500
  - options
- ▲ [6]
  - code: "AUS\_PARCEL\_REGULAR\_SATCHEL\_SMALL"
  - name: "Small"
  - price: "9.20"
  - max\_extra\_cover: 500
  - options
- ▲ [7]
  - code: "AUS\_PARCEL\_REGULAR\_PACKAGE\_SMALL"
  - name: "Small"
  - price: "8.95"
  - max\_extra\_cover: 500
  - options

In the data returned from Australia Post the name is not unique and does not contain a full description.

As such the plugin re-codes the name using the code data supplier as follows:

Australia Post - Regular Post Parcel  
Australia Post - Regular Post Small (500G) Satchel  
Australia Post - Regular Post Small Satchel  
Australia Post - Regular Post Small Package  
Australia Post - Express Post Parcel  
Australia Post - Express Post Small (500G) Satchel  
Australia Post - Express Post Small Satchel  
Australia Post - Express Post Small Package

- ▲ [0]
  - code: "AUS\_PARCEL\_EXPRESS"
  - name: "Express Post"
  - price: "25.50"
  - max\_extra\_cover: 500
  - options
- ▲ [1]
  - code: "AUS\_PARCEL\_EXPRESS\_SATCHEL\_5KG"
  - name: "Express Post Large (5Kg) Satchel"
  - price: "25.95"
  - max\_extra\_cover: 500
  - options
- ▲ [2]
  - code: "AUS\_PARCEL\_EXPRESS\_SATCHEL\_EXTRA\_LARGE"
  - name: "Extra Large"
  - price: "25.95"
  - max\_extra\_cover: 500
  - options
- ▲ [3]
  - code: "AUS\_PARCEL\_EXPRESS\_PACKAGE\_EXTRA\_LARGE"
  - name: "Extra Large"
  - price: "25.50"
  - max\_extra\_cover: 500
  - options
- ▲ [4]
  - code: "AUS\_PARCEL\_REGULAR"
  - name: "Parcel Post"
  - price: "18.50"
  - max\_extra\_cover: 500
  - options
- ▲ [5]
  - code: "AUS\_PARCEL\_REGULAR\_SATCHEL\_5KG"
  - name: "Parcel Post Large Satchel"
  - price: "18.95"
  - max\_extra\_cover: 500
  - options
- ▲ [6]
  - code: "AUS\_PARCEL\_REGULAR\_SATCHEL\_EXTRA\_LARGE"
  - name: "Extra Large"
  - price: "18.95"
  - max\_extra\_cover: 500
  - options
- ▲ [7]
  - code: "AUS\_PARCEL\_REGULAR\_PACKAGE\_EXTRA\_LARGE"
  - name: "Extra Large"
  - price: "18.50"
  - max\_extra\_cover: 500
  - options

In the data returned from Australia Post the name is not unique and does not contain a full description.

As such the plugin re-codes the name using the code data supplier as follows:

Australia Post - Regular Post Parcel  
Australia Post - Regular Post Large (5Kg) Satchel  
Australia Post - Regular Post Extra Large Satchel  
Australia Post - Regular Post Extra Large Package  
Australia Post - Express Post Parcel  
Australia Post - Express Post Large (5Kg) Satchel  
Australia Post - Express Post Extra Large Satchel  
Australia Post - Express Post Extra Large Package

**Additional Codes:**

Australia Post - Regular Post Medium (3Kg) Satchel  
Australia Post - Express Post Medium (3Kg) Satchel



### Example of Shipping Options Data

(not currently used by plugin)

- └ [1]
  - code: "AUS\_PARCEL\_EXPRESS\_SACHEL\_5KG"
  - name: "Express Post Large (5Kg) Satchel"
  - price: "25.95"
  - max\_extra\_cover: 500
  - └ options
    - └ option
      - └ [0]
        - code: "AUS\_SERVICE\_OPTION\_STANDARD"
        - name: "Standard Service"
      - └ suboptions
        - └ option
          - code: "AUS\_SERVICE\_OPTION\_EXTRA\_COVER"
          - name: "Extra cover"
          - max\_extra\_cover: 500
    - └ [1]
      - code: "AUS\_SERVICE\_OPTION\_SIGNATURE\_ON\_DELIVERY"
      - name: "Signature on Delivery"
      - └ suboptions
        - └ option
          - code: "AUS\_SERVICE\_OPTION\_EXTRA\_COVER"
          - name: "Extra cover"
          - max\_extra\_cover: 5000
- └ [5]
  - code: "AUS\_PARCEL\_REGULAR\_SACHEL\_5KG"
  - name: "Parcel Post Large Satchel"
  - price: "18.95"
  - max\_extra\_cover: 500
  - └ options
    - └ option
      - └ [0]
        - code: "AUS\_SERVICE\_OPTION\_STANDARD"
        - name: "Standard Service"
      - └ suboptions
        - └ [1]
          - code: "AUS\_SERVICE\_OPTION\_SIGNATURE\_ON\_DELIVERY"
          - name: "Signature on Delivery"
          - └ suboptions

### International Codes

(not currently re-coded used by plugin – default values used in display)

- └ [0]
  - code: "INT\_PARCEL\_COR\_OWN\_PACKAGING"
  - name: "Courier"
  - price: "94.00"
  - max\_extra\_cover: 5000
  - └ options
- └ [1]
  - code: "INT\_PARCEL\_EXP\_OWN\_PACKAGING"
  - name: "Express"
  - price: "39.00"
  - max\_extra\_cover: 5000
  - └ options
- └ [2]
  - code: "INT\_PARCEL\_STD\_OWN\_PACKAGING"
  - name: "Standard"
  - price: "24.00"
  - max\_extra\_cover: 5000
  - └ options
- └ [3]
  - code: "INT\_PARCEL\_AIR\_OWN\_PACKAGING"
  - name: "Economy Air"
  - price: "19.00"
  - max\_extra\_cover: 500
  - └ options